The background of the cover is a faded, light-colored image of the Wisconsin State Capitol building, showing its iconic dome and classical architectural details. A decorative red and white wavy border is at the top of the page.

Wisconsin Office of Justice Assistance
1 S. Pinckney Street, Suite 615
Madison, WI 53703

Jim Doyle
Governor

David Steingraber
Executive Director

Sexual Assaults in Wisconsin 2009

May 2010

Wisconsin Statistical Analysis Center
Office of Justice Assistance
1 S. Pinckney Street, Suite 615
Madison, WI 53703
ojasac@wi.gov
<http://oja.wi.gov/sac/>

This project was supported by Grant No. 2008-DJ-BX-0985 awarded by the Bureau of Justice Assistance, Office of Justice Programs, U.S. Department of Justice.

Executive Summary

This report provides statistical information on sexual assaults reported to law enforcement agencies in Wisconsin. This information is collected as part of the Federal Bureau of Investigation's Uniform Crime Reporting (UCR) Program.

The assaults described and analyzed in this report are those that were reported to Wisconsin law enforcement agencies between January 1 and December 31, 2009. The data are submitted to OJA as part of the monthly UCR reports. As with any sensitive crime, actual number of offenses reported are not totally representative of all assaults committed. Assaults not reported to law enforcement agencies cannot be addressed in this report, even though they may be reported to other agencies such as social services, medical agencies, victim services, clergy and others. Therefore, this report should be considered one measurement of the number of sexual assaults occurring in Wisconsin.

This report will focus on six sexual assault offense types defined by the Wisconsin UCR program. These offense types are: Forcible Rape, Forcible Sodomy, Assault with an Object, Forcible Fondling, Statutory Rape, and Ejaculate/Excrete upon Victim.

This report is organized into four separate sections related to different elements of sexual assaults: offenses, victim, relationships, and offenders. These sections are broken down into sub-sections which are accompanied by tables and charts highlighting the statistical analysis of these findings. In addition, detailed data tables are provided in the Appendix for further statistical information. Below are the major findings from the 2009 report on sexual assaults in Wisconsin.

- There were 4,633 sexual assaults reported to law enforcement agencies in 2009, down from 4,650 in 2008.
- Forcible Fondling was the most reported sexual assault, accounting for 43% of total sexual assaults.
- The overall clearance rate for sexual assaults reported in 2009 was 57%.
- The victim residence and the offender residence combined comprised of nearly two-thirds of the location sites in reported sexual assaults.
- Sexual assaults were most often reported as having occurred on Saturdays and Thursdays, in the months of June and January.
- Juveniles are nearly three times more likely than adults to be victims of sexual assault.
- The 16-20 year old age group represents the highest offending population, while 11-15 years olds were the highest victimized age group.
- The rate of domestic sexual assaults had stabilized over the past two years.

Table of Contents

Executive Summary.....	i
I. Overview	1
A. Report	1
B. Data	2
C. Findings	3
III. Offenses.....	5
A. Offenses	5
B. Offense Types	5
C. Clearances	5
D. Weapons	6
E. Location	6
F. Time Between Incident and Report.....	6
G. Month of Incident	7
H. Day of Incident.....	7
I. Unfounded Cases	7
IV. Victims	8
A. Adults vs. Juveniles	8
B. Age of Victims	8
C. Sex of Victims	8
D. Race	9
E. Injury	9
V. Relationships	10
A. Victim-Offender Relationships	10
B. Domestic vs. Non-Domestic	10
C. Domestic Offense Types.....	10
VI. Offenders	11
A. Offenders	11
B. Age of Offenders.....	11
C. Sex of Offenders	11
D. Race of Offenders	12

Table of Contents

E. Adults by Offense Type	12
F. Juveniles by Offense Type	12
VI. Appendix	13
A. Sexual Assaults Definitions	14
B. Sexual Assault Report Forms	15
C. Offense Tables	18
D. Victim Tables	20
E. Relationship Tables	22
F. Offender Tables	25
G. Sexual Assaults by Agency	27

Overview

Report

Sexual Assaults in Wisconsin, prepared by the OJA's Statistical Analysis Center (SAC), is a collection of sexual assault data reported to Wisconsin law enforcement agencies in 2009. It contains detailed information on sexual assault volume, trends, victims, relationships, and offenders.

Since the 1930's law enforcement agencies have been reporting on rape and attempted rape of females as part of the Federal Bureau of Investigation's Uniform Crime Reporting (UCR) program. The FBI limited its definition of rape to include "penis to vagina" penetration or attempted penetration of females. Therefore, any sex crimes that did not include vaginal penetration were excluded from the UCR program. In Wisconsin, however, the SAC began collecting data on all sexual assaults, including those previously excluded by the FBI, in January 1984 through its UCR program. A copy of the data collection form can be found in **Appendix B**.

This report will focus on six sexual assault offense types defined by the Wisconsin UCR program. These offense types are: Forcible Rape, Forcible Sodomy, Assault with an Object, Forcible Fondling, Statutory Rape, and Ejaculate/Excrete upon Victim. These offenses are defined in **Appendix A**.

This report is organized into four separate sections related to different elements of sexual assault incidents: offenses, victim, relationships, and offenders. Each section entails a further breakdown of related aspects and demographics which are accompanied by tables and charts outlining the statistical analysis of these findings. The offense section encompasses the volumes and trends of specific sexual assaults, clearance rates, location type, weapons, unfounded cases, and information on assault and report dates. The victim section includes specific demographic information and trends of juvenile and adult victim rates. The relationship section is comprised of victim-offender relationships and domestic versus non-domestic offense analyses, while the offender section includes general offender demographics and information on juvenile versus adult offenders. In addition, detailed data tables are provided in the **Appendices** for further statistical information.

Overview

Data

The assaults described and analyzed in this report are those reported to law enforcement agencies for the period of January 1, 2009 to December 31, 2009. The data are submitted to the SAC as part of the monthly UCR report of law enforcement agencies.

The data used for this report were extracted from two separate UCR data systems. The first system, the Wisconsin Summary-Based Reporting system (SBR), collects data through the Wisconsin Sexual Assault Reporting Form, which is reproduced in **Appendix B**. The second, the Wisconsin Incident-Based Reporting system (IBR), collects data electronically through monthly incident reports submitted by law enforcement. Although two separate UCR data systems are used, both SBR and IBR are similar in the way sexual assault data are collected.

In this report an incident is defined as one assault against one victim. A series of assaults against one person which constitutes one “clear and distinct criminal operation” is counted as one offense. An example of an ongoing incident is where an assault situation is repeated over several months or years against the same victim.

As with any sensitive crime, actual reports of offenses to law enforcement agencies are not totally representative of all assaults committed. Assaults not reported to law enforcement agencies cannot be addressed in this report, even though they may be reported to other agencies such as social services or medical agencies.

The data contained in the report focus on all reported cases, regardless of the eventual disposition of the cases by the law enforcement agency or the court. The factual accuracy of these reported assaults and the circumstances surrounding them have, in a legal sense, not been substantiated.

Overview

Sexual Assaults

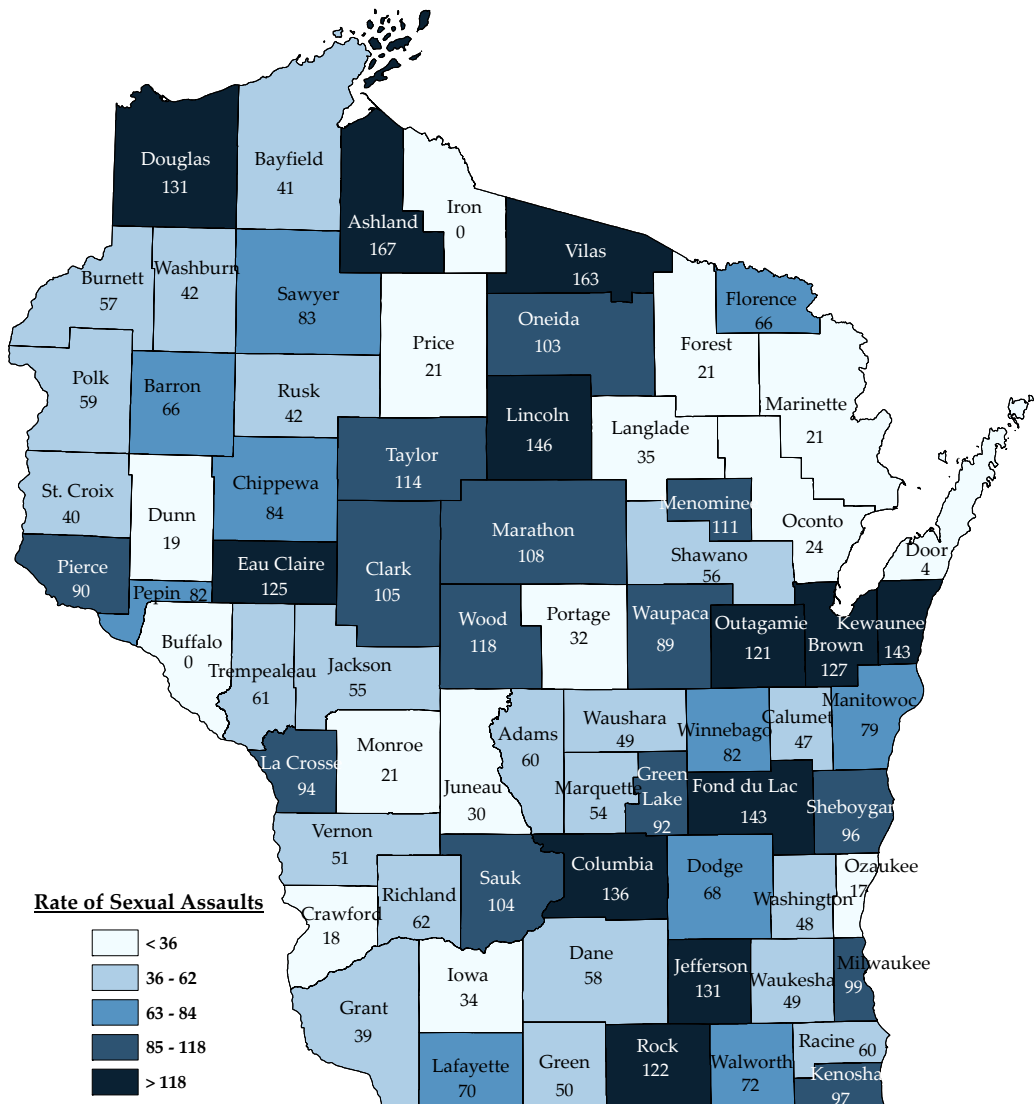
For purposes of this report, Sexual Assaults include the following offenses: Forcible Rape, Forcible Sodomy/Oral Sex, Assault with an Object, Forcible Fondling, Statutory Rape, and Ejaculation/Excretion upon Victim.

Trend

	2008	2009	Change
Incidents	4,650	4,633	-0.4%
Rate*	82.6	81.9	-0.8%

*Per 100,000 Wisconsin Residents

Figure 1: Sexual Assault Rates per 100,000 Wisconsin Residents in 2009



Overview

Major Findings

Offenses

- Of the 4,633 sexual assaults reported to law enforcement in 2009, Forcible Fondling was the cited offense in 43% of the cases.
- The overall clearance rate for sexual assaults reported in 2009 was 57%. Statutory Rape was the offense with the highest clearance rate at 61%.
- Weapons were used in 946 incidents, less than 5% of Wisconsin's sexual assaults.
- Roughly half of all sexual assault incidents were reported within one day of the incident.
- The victim residence and the offender residence combined comprised of nearly two-thirds of the location sites in reported sexual assaults.

Victims

- A five-year trend shows juveniles had been the highest victimized population; juveniles aged 15 and under represented over two-thirds of all victims in 2009.
- Females represented nearly 84% of sexual assault victims, down from nearly 90% one year prior.
- The vast majority of sexual assault victims sustained no physical injury.

Relationships

- In over half of all reported sexual assaults, the offender was a non-family member who was known by the victim.
- There has been a steady increase in reported domestic sexual assaults from 2005 through 2009.
- The most common offense in domestic cases was Forcible Fondling, followed by Statutory Rape.
- The relationship most often reported as involved in the sexual assault was Acquaintance of the victim.

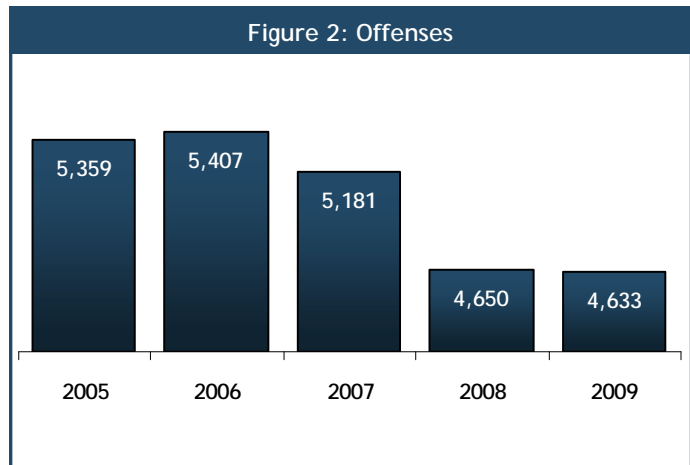
Offenders

- Over two-thirds of sexual assault offenders were between the ages of 11 and 30 years old.
- While adults were consistently involved in the most sexual assaults over the last five years, both adults and juvenile offender rates have remained fairly consistent during that period.
- More than 90% of sexual assailants in Wisconsin were male.
- In the vast majority of sexual assaults, offenders and victims were of the same race.
- The most often cited sexual assault for both juvenile and adult offenders was Forcible Fondling.

Offenses

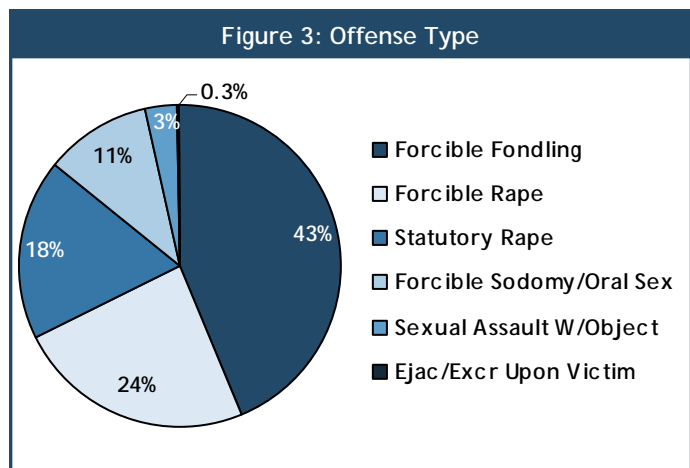
Offenses

A five-year comparison of sexual assaults reported to law enforcement continues a downward trend over the last five years in Wisconsin. This reduction is fairly consistent across all categories, As seen in **Appendix C**, while the number of reported Forcible Sodom/Oral Sex, Sexual Assault with an Object, Statutory Rape and Ejaculation/Excretion Upon Victim increased slightly since 2008, all categories have continued to decrease since 2005.



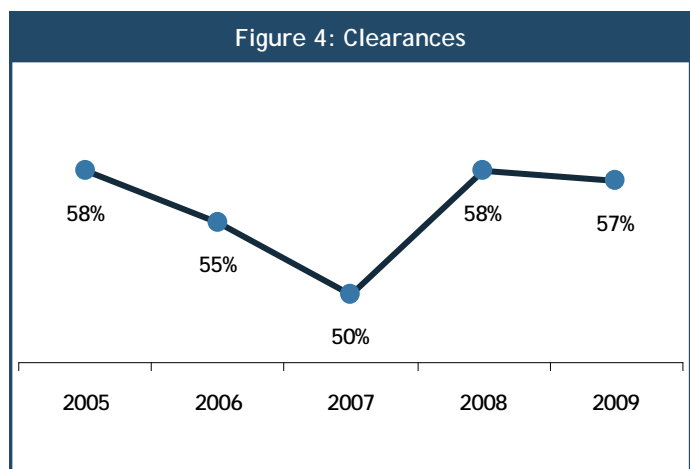
Offense Types

Figure 3 displays the breakdown of the 4,633 reported sexual assaults by offense in 2009. The most often reported incident type was Forcible Fondling, which made up nearly half (43%) of all the reported sexual assaults in Wisconsin in 2009. The second highest reported sexual assault offense was Forcible Rape, followed by Statutory Rape and Forcible Sodomy/Oral Sex (24%, 18% and 11%, respectively). The least often reported offenses were Sexual Assault with an Object (3%) and Ejaculation/Excretion upon Victim (0.3%).



Clearances

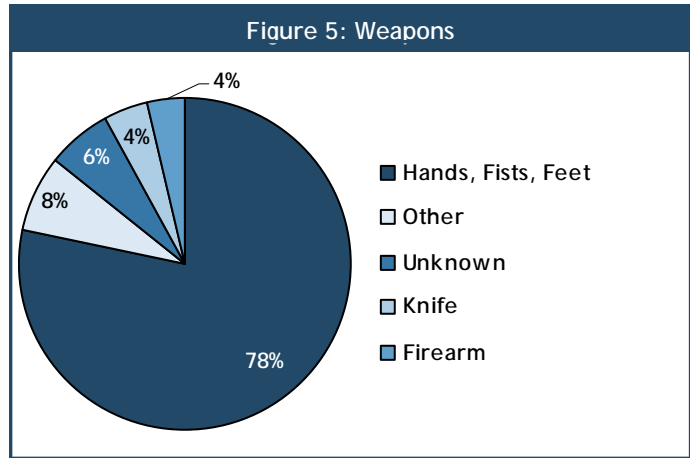
The rate of sexual assault clearances by arrest had remained moderately consistent over the five-year period with the average clearance rate at 56%. The clearance rate for cases began in 2005 at 58%, dropped to the lowest point in 2007 (50%), but rose back up to 57% in 2009. As displayed in **Appendix C**, in 2009 the Statutory Rape offense category had the highest clearance rate (61%), while Ejaculation/Excretion upon Victim had the lowest (50%).



Offenses

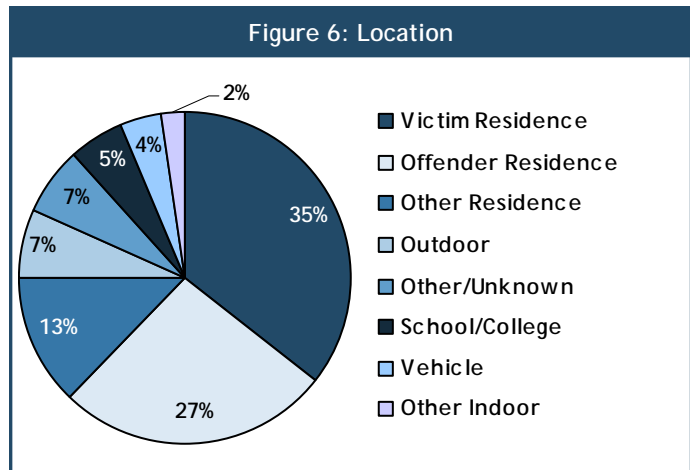
Weapons

Weapons were used in 946 of the 4,633 reported sexual assaults in 2009. As shown in Figure 6, the weapons most often reported were personal weapons such as hands/fists/feet (78%). The second largest weapon category cited in 8% of the reports was “other” which included drugs, poison, blunt objects, and additional items. Six percent of cases were cited as having an unknown weapon involved. Together, firearms and knives/cutting instruments represented approximately 8% of weapons used in these sexual assault cases.



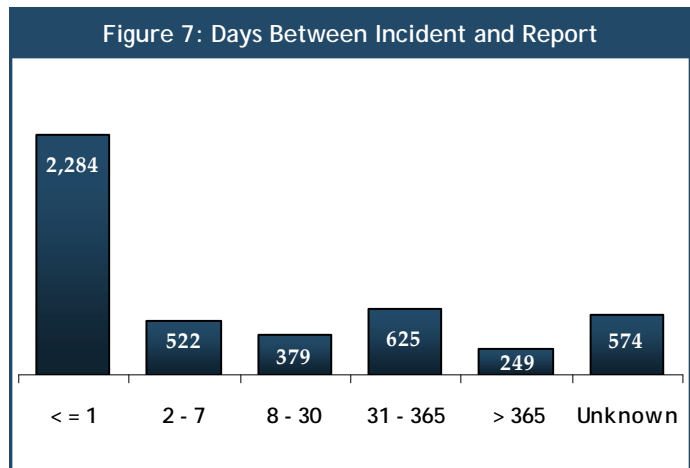
Location

Figure 6 provides a breakdown of sexual assaults by location type. The victim residence and the offender residence were overwhelmingly the most often cited location types, accounting for nearly two-thirds of the reported locations (35% and 27%, respectively). Other residence followed as the third most reported site of sexual assaults, which accounted for 13% of location types. Other indoor, which included temporary lodgings and residential facilities, among others; was the least likely location to be the site of a sexual assault.



Time Between Incident and Report

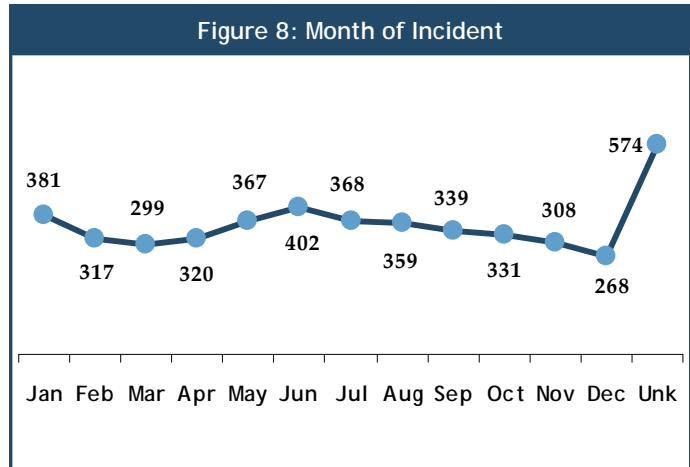
Figure 7 displays the period of time between the date a sexual assault occurred and when it was reported to law enforcement. As shown, the vast majority of sexual assaults were reported within one day of the incident. Of those reported within one day of the incident, 58% were cleared by arrest. However, the highest clearance rate is represented by reports made between 8 and 30 days of the assault (63%). Although, this category only entails only 9% of reported cases. The lowest clearances rate is for cases reported over a year after the crime.



Offenses

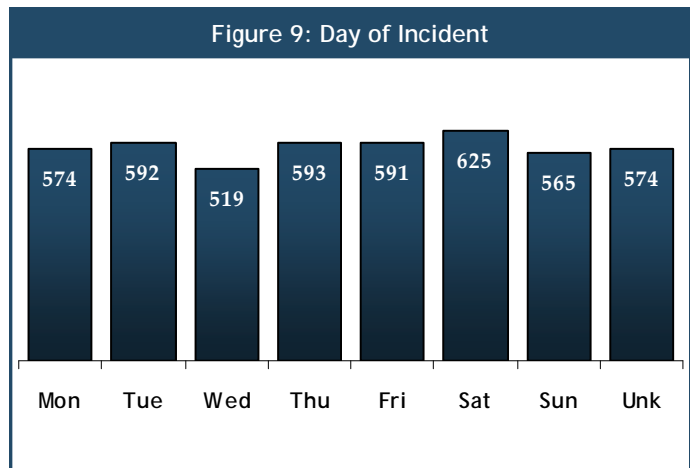
Month of Incident

Figure 8 provides a breakdown of sexual assaults by the month in which the incidents occurred. However, the month in which the greatest number of sexual assaults occurred was unknown (12%). June had the most reported incidents for a single month in 2009, while January with a comparable rate (8.7% and 8.2%, respectively). However, the trend shows that most sexual assaults occurred in the summertime.



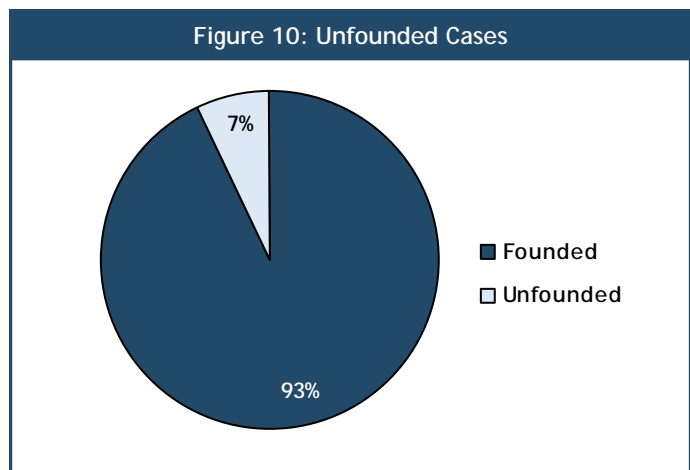
Day of Incident

The chart in Figure 9 displays information pertaining to the frequency of sexual assaults by the day which the incident was committed. Similar to the reported month of incident previously discussed in Figure 8, the day of the week that sexual assaults occurred was most often unknown (15%). The known day which most sexual assaults occurred on Saturday (14%). However, whereas in 2008 Friday stood out as having the second highest number of reported incidents; in 2009 Thursday and Tuesday have comparable rates to Friday, each comprised of 13% of the years sexual assaults. Wednesday was the day with the lowest rate (10%).



Unfounded Cases

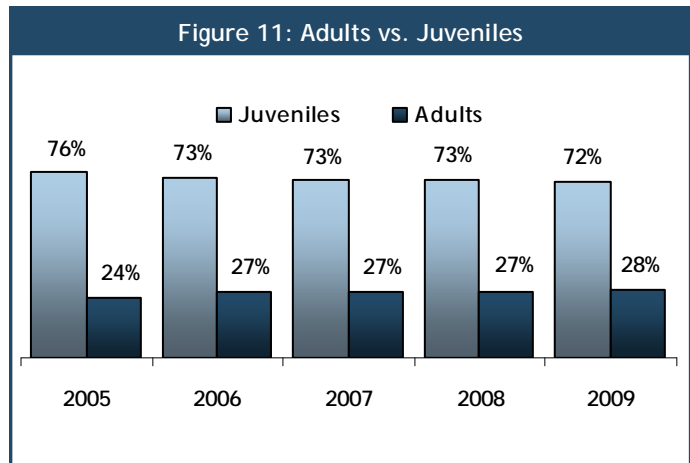
Occasionally, law enforcement will receive complaints that are determined through investigation to be false or baseless. In other words, no crime occurred and the case will be reported as unfounded. A false report (or allegation) is a sexual assault that is factually proven to have never occurred or been attempted. A baseless report is a reported sexual assault that does not meet the elements of a crime. As presented in Figure 10, 8% of all sexual assaults reported in Wisconsin were unfounded in 2009.



Victims

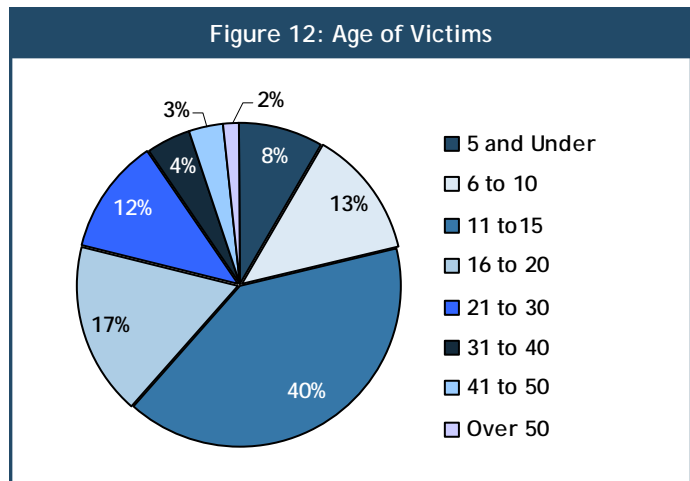
Adults vs. Juveniles

Figure 11 provides a five-year trend of sexual assault victims by age. Between 2005 and 2009, juveniles consistently represented nearly three-quarters of this population. During this time period, the percentage of juvenile victims continued to decrease slightly as the percentage of adult victims increased slightly.



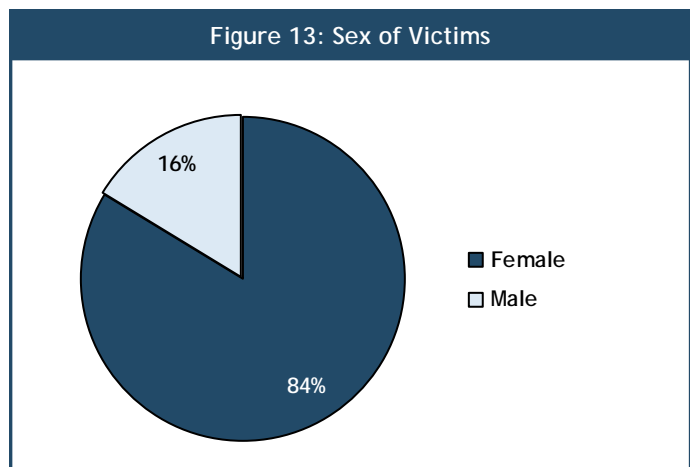
Age of Victims

Victims under the age of 21 represented nearly 80% of sexual assault victims in 2009 (78%). Juveniles in the 11-15 year old category accounted for 40% of reported victims. The next most prevalent victim age groups were 16-20, followed by 6-10 (17% and 13%, respectively). The least often victimized age groups were 41-50 and over 50, which, combined, account for 5% of victims. Victims in the 16-20 age group were most often targets of Forcible Rape. While victims in the 11-15 year age group were most often involved in Statutory Rape incidents. Please see **Appendix D** for additional information on victim age by offense type.



Sex of Victims

Over 84% of all sexual assault victims in reported incidents in 2009 were identified as female. Females were most often victims of Forcible Fondling and Forcible Rape (1,667 and 1,111; respectively). While Forcible Fondling and Forcible Sodomy/Oral Sex were the two highest offense types for male victims (348 and 235, respectively). For more information on sexual assault offense types by the sex of the victim see **Appendix D**.



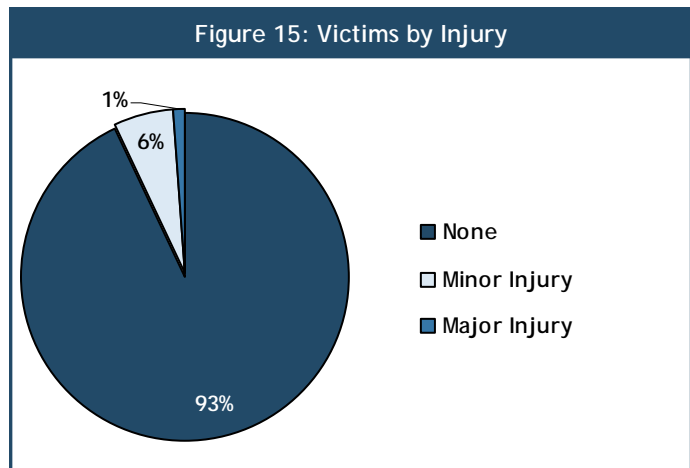
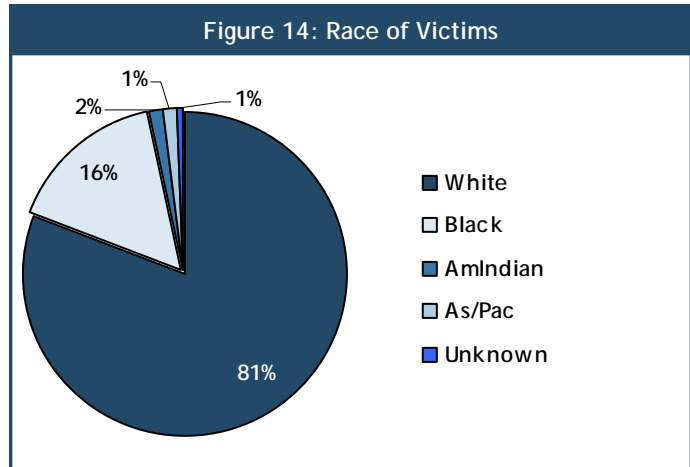
Victims

Race of Victims

Just over 80% of victims were identified as White in the 2009 Wisconsin sexual assault reports. As Figure 14 shows, the next most victimized racial groups were Black and American Indian/Alaskan Native (16% and 2%, respectively). The racial group least often cited as victims of sexual assault was Asian/Pacific Islander (1%). One percent of all victims were racially identified as “unknown”. As presented in **Appendix D**, Forcible Fondling was overwhelmingly the most prevalent offense which involved victims of White, Black and “unknown” racial groups. However, when examining Asian/Pacific Islander and American Indian/Alaskan Native victim populations, the rate of Forcible Rape rivals that of Forcible Fondling (21 versus 20 and 24 versus 26 incidents, respectively).

Victims by Injury

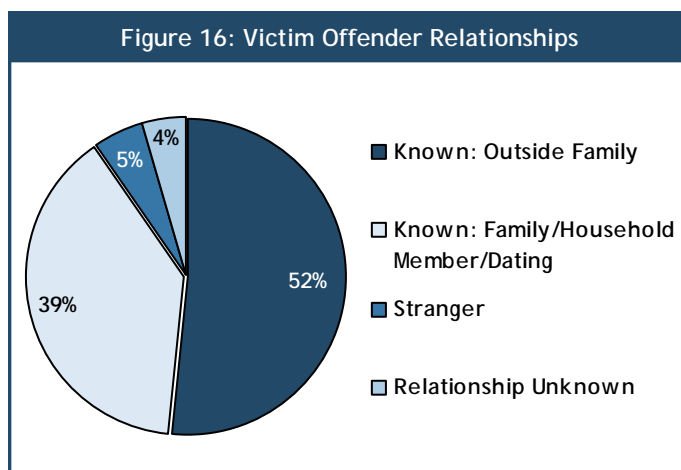
The vast majority of sexual assault reports made to Wisconsin law enforcement agencies in 2009 identified that victims had not sustained any physical injury (93%). Of the 4,633 incidents, 271 victims reported minor injuries (6%). The remaining 57 incidents (or 1%) resulted in major injuries, including apparent broken bones, possible internal injuries and severe laceration. The offense type that resulted in the most injuries was Forcible Rape (192), followed by Forcible Fondling and Forcible Sodomy/Oral Sex (69 and 43, respectively). For a more detailed look at the victim injuries by offense type see **Appendix D**.



Relationships

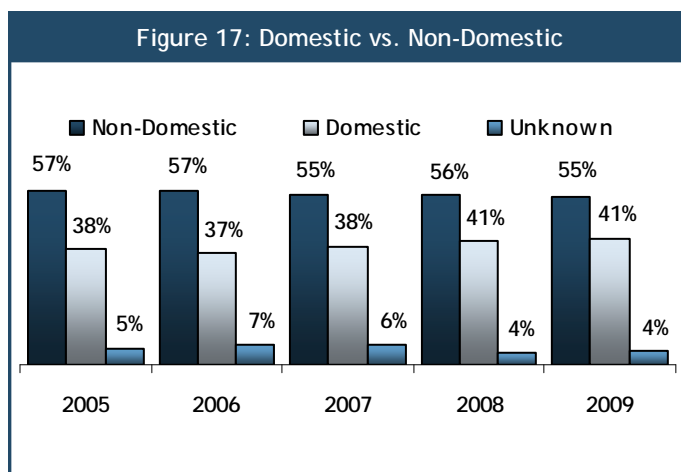
Victim-Offender Relationships

Over 90% of sexual assaults in 2009 were committed by someone known to the offender (not including instances where the relationship was “unknown”). The most common victim-offender relationship was Known: Outside of Family; which includes victim acquaintances, friends, neighbors and babysitters among other relations. This group accounts for 52% of the victim-offender relationships. Family/Household Members/Dating Partners was the next highest offending relationship group, which accounted for 39%. Approximately 5% of reported sexual assault incidents involved a stranger.



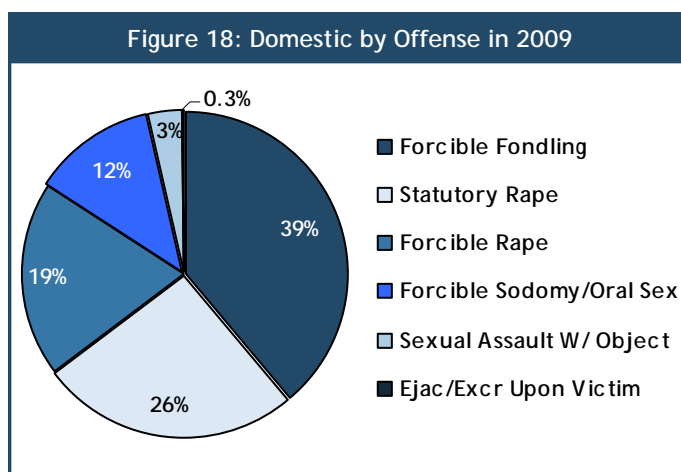
Domestic vs. Non-Domestic

Figure 17 shows a five-year trend in domestic versus non-domestic incidents. Overall, the trend remained fairly steady. The percentage of non-domestic incidents decreased slightly over the five year span, while the percentage of domestic incidents increased slightly. The majority of offenses during this time period were reported as non-domestic in nature. As shown in **Appendix E**, Boyfriend/Girlfriend is the highest offending domestic sub-category, involved most often in statutory rape case (438). While Acquaintances, included in the non-domestic relationship category, were involved in the most Forcible Rape and Forcible Fondling (363 and 557, respectively).



Domestic Offenses in 2009

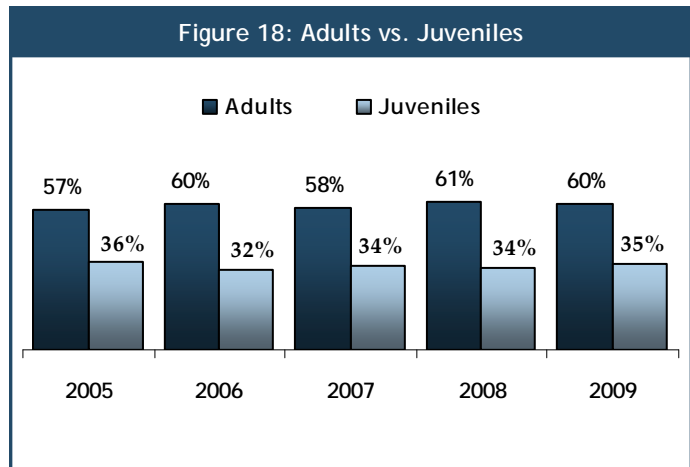
Of all reported domestic sexual assaults in 2009, Forcible Fondling was the most reported offense, followed by Statutory Rape (39% and 26%, respectively). In Figure 18, the least reported domestic sexual assault offense was Ejaculation/Excretion upon Victim with a 0.3 % report rate. Forcible Rape made up 19% of domestic cases.



Offenders

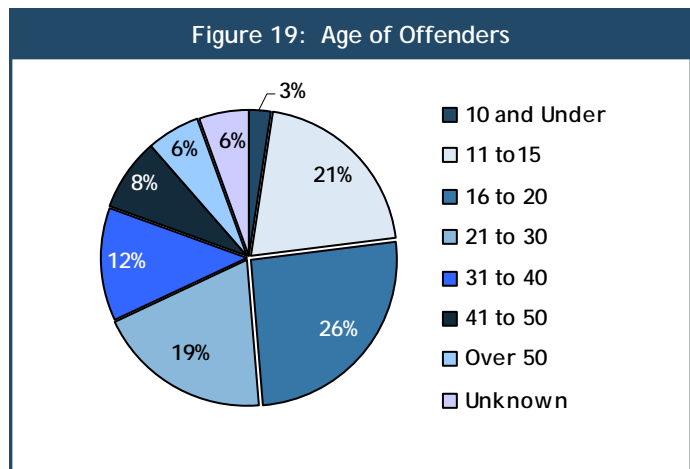
Offenders

Figure 18 reveals that the population of adult and juvenile offenders has remained fairly consistent over the past five years. The juvenile offender population was highest in 2005 at 36%, dropped to its lowest point the following year (32%) and in 2009 rose back up to 35%. The adult offender population was 57% in 2005, then fluctuated slightly before ending at 60% in 2009.



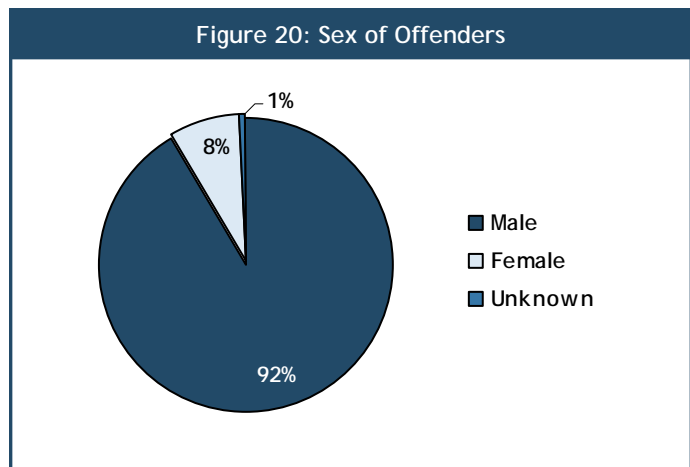
Age of Offenders

Of the 4,982 reported sexual assault offenders, two-thirds were between the ages of 11 and 30 years old. The 16-20 year old age group was recorded as having the highest rate of sexual assaults, which represented 26% of reported offenders. Although the 10 and under age group made up 21% of victims, the group composed less than 3% of offenders. And while juveniles age 11-15 years represented the largest victimized group (40%), they offended at a much lower rate (21%). As shown in **Appendix F**, offenders aged 21-30 commit the highest rate of Forcible Rape (339), while Forcible Fondling is committed most often by the 11-15 year age group (459).



Sex of Offenders

Just over 92 % of sexual assault offenders as reported to Wisconsin law enforcement agencies in 2009 were identified as males. The chart in Figure 20 reveals that in 1 % of incidents the sex of the offender was “unknown”. Additional information in **Appendix F** shows Statutory Rape (192) and Forcible Fondling (127) are the highest reported offenses involving female offenders. Male offenders are most often associated with Forcible Fondling and Forcible Rape cases (1,949 and 1,188, respectively).



Offenders

Race of Offenders

As shown in Figure 21, nearly three-quarters of reported sexual assaults were committed by White offenders (71%). The second most cited racial group of offenders was Black, followed distantly by “unknown” (22% and 4%, respectively). The racial categories least reported as committing sexual assaults were American Indians/Alaskan Natives and Asian/Pacific Islanders, which combined, represented 2% of all offenders in 2009. Of the 4,982 offenders 3,363 White offenders were involved with acts against White victims, while 670 Black offenders were involved in sexual assaults against Black victims. For additional information on offender-victim races relations see **Appendix F**.

Adults by Offense Type

The most common sexual assault involving known adult offenders, classified as age 18 years old and over, was Forcible Fondling (43%). The second most common type of sexual assault related to this group was Forcible Rape (30%), followed by Statutory Rape (13%). The offense category with the least reports of adult sex offenders was Ejaculation/Excretion upon Victim (0.3%), followed by Sexual Assault with an Object (4%).

Juveniles by Offense Type

Juveniles offenders (aged 0-17 years old) were reported in sexual assaults at a rate comparable to adults in all categories, with the exception of Statutory Rape, which they were involved in over twice as often (13% versus 32%, respectively). Of known juvenile offenders, 11% associated with Forcible Rape cases. The most often cited sexual assaults for juveniles were Forcible Fondling (41%) and Statutory Rape .

Figure 21: Race of Offender

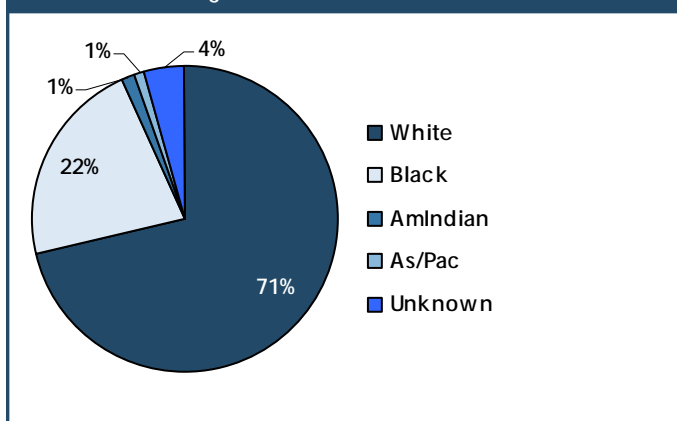


Figure 22: Adult by Offense

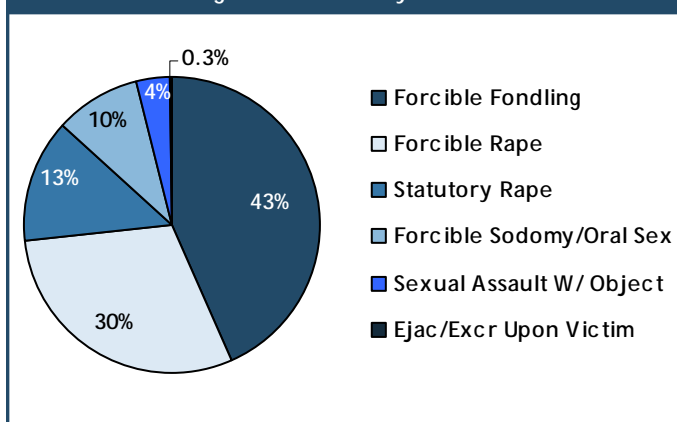
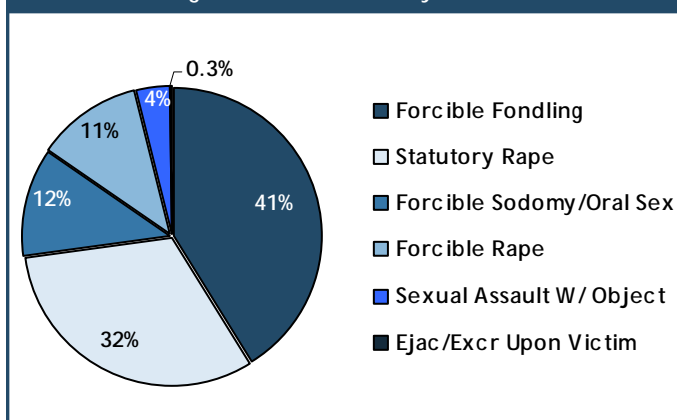


Figure 23: Juvenile by Offense





APPENDIX

Appendix A: Definitions

Sexual Assault Definitions

Sexual assaults encompass a wide range of incidents, from violent rapes to less physically injurious sexual contact. While the nature of victim impact connected to an assault is related to a number of factors, such as the extent of the victim's trauma, physical injuries, and so forth, these are not always easily measured. The nature of victim impact connected to the assault is also defined, to some degree, by the six offense categories utilized in the Uniform Crime Reporting - Incident-Based Reporting system, as defined below:

- **Forcible Rape:** The carnal knowledge of a person, forcibly and/or against that person's will or where the victim is incapable of giving consent because of his/her temporary or permanent mental or physical incapacity.

Note: If force was used or threatened, the crime should be classified as Forcible Rape regardless of the age of the victim. If no force was used or threatened and the victim was under the statutory age of consent, the crime should be classified as Statutory Rape.

- **Forcible Sodomy:** Oral or anal sexual intercourse with another person, forcibly and/or against that person's will or where the victim was incapable of giving consent because of his/her youth or temporary or permanent mental or physical incapacity.
- **Sexual Assault with an Object:** The use of an object or instrument to unlawfully penetrate, however slightly, the genital or anal opening of the body of another person forcibly and/or against that person's will, or where the victim was incapable of giving consent because of his/her youth or temporary or permanent mental or physical incapacity.

Note: An "object" or "instrument" is anything used by the offender other than the offender's genitalia. Examples include a finger, bottle, handgun, stick, etc.

- **Forcible Fondling:** The touching of the private body parts of another person for the purpose of sexual gratification, forcibly and/or against that person's will, or where the victim was incapable of giving consent because of his/her youth or temporary or permanent mental or physical incapacity.

Note: Forcible Fondling includes "Indecent Liberties" and "Child Molesting." Although "force" may not have been used, offenses may fall into this category because the victim was incapable of giving consent, or did not give consent.

- **Statutory Rape:** Non-forcible sexual intercourse with a person who is under the statutory age of consent. In Wisconsin no unmarried juvenile can give consent to sexual intercourse. Only when the victim is under 16 years of age is intercourse defined as a sexual assault.

Note: Both parties would be offenders and victims in an assault if they are both under age 16.

- **Ejaculate/Excrete Upon Victim:** Intentional penile ejaculation or the emission of urine or feces by the offender upon any part of the body of the victim, for the purpose of sexually degrading or sexually humiliating the victim or for the purpose of sexually arousing or gratifying the offender.

Appendix B: Sexual Assault Reporting Form

Sexual Assault Form- Coding Reference

Note: To be used in conjunction with complete coding instructions

1. **Incident number:** Your agency incident number for this offense
2. Attempted/Completed: **Offense** was: **A** - attempted **C** - completed **O** - ongoing
3. **Offense code:**
 - Sex Offense Forcible:**
 1. Forcible Rape
 2. Forcible Sodomy/Oral Sex
 3. Sexual Assault with an Object
 4. Forcible Fondling
 7. Ejaculate/Excrete Upon Victim
 - Sex Offenses Non-Forcible:**
 6. Statutory Rape (Consensual intercourse)
4. **Return A Line Number:** Indicate the line number on Return A where this sexual assault was reported for UCR purposes (Usually 2A - 2B or 4A - 4E). *If the offense is not appropriate for Return A, indicate NA.*
5. **Date of assault:** Use six digits (MMDDYY). If the assault is part of a series (e.g. an intra-family situation that has been going on for some time), record the date of the first assault.
6. **Time of assault:** Use 24-hour clock. Approximate if necessary.
7. **Date of report:** Use six digits (MMDDYY). Give date assault was reported to law enforcement.
8. **Degree of assault:** 1-4 (Wisconsin Statutes 940.225 and (1-2) 948.02)
9. **Age:** On case of ongoing assault situations, the age of the victim and the offender at the time of the first assault should be recorded.

NN - under 24 hours	BB - 7-364 days old	NB - 1-6 days old
01-98 - years old (exact age)	99 - over 98 years old	00 - unknown
10. **Sex:** M (male), F (female), U (unknown)
11. **Race:** W - white B - black I - American Indian/Alaskan Native A - Asian or Pacific Islander U - unknown
12. **Weapon:**

11 - Firearm (type not specified)	20 - Knife/Cutting Instrument (ax, ice pick, screwdriver)	70 - Drugs/Narcotics/Pills
12 - Handgun	30 - Blunt Object (club, hammer, etc.)	90 - Other
13 - Rifle	40 - Personal Weapon (hands, feet, teeth)	95 - Unknown
14 - Shotgun	50 - Poison (includes gas)	99 - None
15 - Other Firearm	65 - Fire/Incendiary Device	
13. **Victim Injuries:**

1 - None	4 - Severe Laceration	7 - Loss of Teeth
2 - Apparent Broken Bones	5 - Apparent Minor Injury	8 - Unconsciousness (due to injury)
3 - Possible Internal Injury	6 - Other Major Injury	9 - Death
14. **Location:**

03 - Bar/Night Club	90 - Park
04 - Church/Synagogue/Temple (other religious bldg.)	91 - Victim's Vehicle
09 - Drug Store/Dr.'s Office/Hospital (medical supply bldg.)	92 - Offender's Vehicle
10 - Field/Woods	93 - Other Vehicle
13 - Highway/Road/Alley (street)	94 - Victim Temporary Lodgings (includes hotel/motel)
15 - Jail/Prison/Detention Center (24-hour supervision)	95 - Offender Temporary Lodgings (includes hotel/motel)
18 - Parking Lot/Garage	96 - Other Temporary Lodgings (includes hotel/motel)
22 - School/College/University	97 - Victim Residence (house, apt., condo)
25 - Other/Unknown	98 - Offender Residence (house, apt., condo)
28 - Residential Facility (nursing, group home, hospital)	99 - Other Residence (house, apt., condo)

Appendix B: Sexual Assault Reporting Form

15. Offender Outcome:

- N - No Offender Arrested for this Offense
- 1 - This Offender Arrested
- 2 - Other Offender (but not this one) Arrested
- 3 - Referred to juvenile court

Case Cleared Exceptionally by:

- 3 - Death of Offender
- 4 - Prosecution Declined
- 5 - Extradition Denied
- 6 - Victim Refused to Cooperate/Prosecute
- 7 - Juvenile/No Custody
- 6 - Other

16. Law Enforcement Disposition of Arrested Offenders: 1 - Handled within Department and released 4 - Referred to criminal court/prosecution 7 - Disposition information not available 2 - Referred to counseling or social service agency 5 - Referred to other police agency

17. Relationship of Victim to Offender:

- | | | |
|----------------------------------|--|---|
| 1 - Victim was Spouse | 12 - Victim was Other Family | 22 - Victim was Child of Boy/Girlfriend |
| 2 - Victim was Common Law Spouse | 13 - Victim Domestic Violence Victim | 23 - Homosexual Relationship |
| 3 - Victim was Parent | 14 - Victim was Co-habitant (i.e. lover) | 24 - Victim was Ex-Spouse |
| 4 - Victim was Sibling | 15 - Victim was Roommate | 25 - Victim was Prof. Care Provider |
| 5 - Victim was Child | 16 - Victim was Acquaintance | 26 - Victim was Prof. Care Receiver |
| 6 - Victim was Grandparent | 17 - Victim was Friend | 27 - Victim was Employee |
| 7 - Victim was Grandchild | 18 - Victim was Neighbor | 28 - Victim was Employer |
| 8 - Victim was In-Law | 19 - Victim was Babysittee (the baby) | 29 - Other Business Relationship |
| 9 - Victim was Stepparent | 20 - Victim was Babysitter | 30 - Victim was Otherwise Known |
| 10 - Victim was Stepchild | 21 - Victim was Boyfriend/Girlfriend | |
| 11 - Victim was Stepsibling | 31 - Victim was Ex-boyfriend/Girlfriend | |

Not Known by Victim:

- 98 - Relationship Unknown
- 99 - Victim was Stranger

18. Unfounded: Check if offense reported to you and later unfounded. If the offense was reported in a previous month, provide the month reported (in the comment section), incident number, date, and time of assault. Report all information in a current unfounded incident.

Appendix C: Offenses

Table 1: Sexual Assault Offenses 2005 - 2009

Offense	2005	2006	2007	2008	2009
Forcible Rape	1,224	1,239	1,213	1,114	1,112
Forcible Sodomy/Oral Sex	561	589	583	475	496
Sexual Assault W/Object	170	182	187	143	146
Forcible Fondling	2,354	2,429	2,306	2,073	2,015
Statutory Rape	1,030	949	880	835	850
Ejac/Excr Upon Victim	20	19	12	10	14
Total	5,359	5,407	5,181	4,650	4,633

Table 2: Sexual Assault Clearances 2005 - 2009

Offense	2005	2006	2007	2008	2009
Forcible Rape	49%	51%	47%	54%	55%
Forcible Sodomy/Oral Sex	57%	52%	51%	60%	58%
Sexual Assault W/Object	48%	42%	37%	52%	52%
Forcible Fondling	60%	55%	51%	58%	57%
Statutory Rape	66%	61%	55%	63%	61%
Ejac/Excr Upon Victim	65%	74%	92%	50%	50%
Total	58%	55%	50%	58%	57%

Table 3: Weapon by Offense, 2009

Weapon	Forcible Rape	Forcible Sodomy/ Oral Sex	Sexual Assault W/Object	Forcible Fondling	Statutory Rape	Ejac/Excr Upon Victim	Total
Firearm (Unknown)	5	1	0	1	0	0	7
Handgun	16	7	1	2	0	0	26
Other Firearm	1	0	0	1	0	0	2
Knife	20	8	1	11	0	0	40
Blunt Object	3	0	1	0	0	0	4
Personal Weapons	263	93	32	351	0	1	740
Fire/Incendiary Device	1	0	0	0	0	0	1
Drugs/Narcotics/Pills	14	1	1	2	0	0	18
Other	19	10	2	18	0	0	49
Unknown	25	5	1	27	0	1	59
None	745	371	107	1,602	850	12	3,687
Total	1,112	496	146	2,015	850	14	4,633

Appendix C: Offenses

Table 4: Location by Offense, 2009

Location	Forcible Rape	Forcible Sodomy/ Oral Sex	Sexual Assault W/Object	Forcible Fondling	Statutory Rape	Ejac/Excr Upon Victim	Total
Bar/Night Club	7	1	0	34	0	0	42
Church/Synagogue/Temple	0	1	1	5	2	0	9
Drug Store/Dr Offc./Hospital	5	0	1	16	0	0	22
Field/Woods	18	5	0	19	2	2	46
Highway/Road/Alley/Street	33	8	8	67	7	0	123
Jail/Prison/Detention Center	1	8	0	27	0	0	36
Offender Residence	286	152	34	451	251	5	1,179
Offender Temporary Lodging	19	7	2	19	9	0	56
Offender's Vehicle	32	15	3	27	24	0	101
Other Residence	147	44	13	194	136	4	538
Other Temporary Lodging	6	5	0	10	7	0	28
Other Vehicle	14	7	2	30	10	0	63
Other/Unknown	60	17	5	142	85	1	310
Park	12	8	0	47	25	0	92
Parking Lot/Garage	15	4	1	25	12	0	57
Residential Facility	2	7	0	17	0	0	26
School/College/University	13	13	7	189	16	0	238
Victim Residence	420	184	68	657	260	2	1,591
Victim Temporary Lodging	15	6	1	27	3	0	52
Victim's Vehicle	7	4	0	12	1	0	24
Total	1,112	496	146	2,015	850	14	4,633

Table 5: Time Between Incident and Report, 2009

Time	Incidents	% Cleared
One Day or Less	2,284	58%
Between 2 and 7 Days	522	61%
Between 8 and 30 Days	379	62%
Between 31 Days and 365 Days	625	59%
More Than 365 Days	249	56%
Unknown	574	54%
Total	4,633	57%

Appendix D: Victims

Table 6: Victim Age Group by Offense, 2009

Age Group	Forcible Rape	Forcible Sodomy/ Oral Sex	Sexual Assault W/Object	Forcible Fondling	Statutory Rape	Ejac/Excr Upon Victim	Total
5 and Under	33	68	17	274	0	1	393
6 to 10	85	123	22	369	0	3	602
11 to 15	263	143	50	648	738	5	1,847
16 to 20	305	63	22	302	112	1	805
21 to 30	260	59	16	205	0	2	542
31 to 40	84	20	9	92	0	1	206
41 to 50	57	14	4	81	0	0	156
Over 50	23	5	5	42	0	1	76
Unknown	2	1	1	2	0	0	6
Total	1,112	496	146	2,015	850	14	4,633

Table 7: Victim Injury by Offense, 2009

Injury	Forcible Rape	Forcible Sodomy/ Oral Sex	Sexual Assault W/Object	Forcible Fondling	Statutory Rape	Ejac/Excr Upon Victim	Total
Broken Bones	7	0	0	0	1	0	8
Internal Injury	9	2	4	4	0	0	19
Severe Laceration	5	0	3	1	0	0	9
Loss of Teeth	1	0	0	0	0	0	1
Unconsciousness	4	1	0	2	0	0	7
Other Major Injury	10	0	0	3	0	0	13
Minor Injury	156	40	15	59	1	0	271
None	920	453	124	1,946	848	14	4,305
Total	1,112	496	146	2,015	850	14	4,633

Appendix D: Victims

Table 8: Victim Sex by Offense, 2009

Sex	Forcible Rape	Forcible Sodomy/ Oral Sex	Sexual Assault W/Object	Forcible Fondling	Statutory Rape	Ejac/Excr Upon Victim	Total
Male	1	235	18	348	155	1	758
Female	1,111	261	128	1,667	695	13	3,875
Total	1,112	496	146	2,015	850	14	4,633

Table 9: Victim Race by Offense, 2009

Race	Forcible Rape	Forcible Sodomy/ Oral Sex	Sexual Assault W/Object	Forcible Fondling	Statutory Rape	Ejac/Excr Upon Victim	Total
White	880	378	104	1,658	708	12	3,740
Black	184	113	38	294	108	0	737
Am Indian/AK Native	24	2	0	26	18	2	72
As/Pac Islander	21	2	3	20	10	0	56
Unknown	3	1	1	17	6	0	28
Total	1,112	496	146	2,015	850	14	4,633

Appendix E: Relationships

Table 10: Relationship by Offense, 2009

	Forcible Rape	Forcible Sodomy/ Oral Sex	Sexual Assault W/Object	Forcible Fondling	Statutory Rape	Ejac/Excr Upon Victim	Total
Known: Family/House Member/Dating							
<i>Spouse</i>	21	5	1	6	1	0	34
<i>Common-Law Spouse</i>	1	0	0	0	0	0	1
<i>Parent</i>	4	1	0	3	0	0	8
<i>Sibling</i>	22	35	6	76	7	1	147
<i>Child</i>	38	26	16	132	6	0	218
<i>Grandparent</i>	2	0	0	4	0	0	6
<i>Grandchild</i>	10	5	2	37	0	1	55
<i>In-Law</i>	4	1	1	11	0	0	17
<i>Stepparent</i>	0	0	0	1	0	0	1
<i>Stepchild</i>	28	13	3	45	2	0	91
<i>Stepsibling</i>	9	14	4	37	4	0	68
<i>Other Family</i>	40	71	6	198	20	0	335
<i>Other Domestic Violence Victim</i>	2	1	1	1	0	0	5
<i>Co-Habitant</i>	16	4	1	7	1	1	30
<i>Roommate</i>	5	8	1	18	1	0	33
<i>Boyfriend/Girlfriend</i>	86	18	11	66	438	1	620
<i>Homosexual Relationship</i>	0	1	0	0	0	0	1
<i>Ex-Spouse</i>	4	1	1	2	0	0	8
<i>Ex-Boyfriend/Girlfriend</i>	55	11	2	30	8	1	107
<i>Multiple Family</i>	0	1	0	0	1	0	2
TOTAL	347	216	56	674	489	5	1,787
Known: Outside Family							
<i>Acquaintance</i>	363	110	34	557	178	1	1,243
<i>Friend</i>	120	60	12	163	111	2	468
<i>Neighbor</i>	9	8	4	60	0	0	81
<i>Babysittee (baby or child)</i>	9	9	0	32	0	2	52
<i>Babysitter</i>	2	1	1	9	2	0	15
<i>Child of Boyfriend/Girlfriend</i>	20	14	9	63	2	0	108
<i>Professional Care Provider</i>	1	0	0	12	0	0	13
<i>Professional Care Receiver</i>	1	7	2	24	0	0	34
<i>Employee</i>	4	1	0	17	2	0	24
<i>Employer</i>	0	0	0	1	0	0	1
<i>Other Business Relationship</i>	5	3	0	27	1	0	36
<i>Otherwise Known</i>	76	32	16	154	29	1	308
<i>Multiple Acquaintance</i>	3	0	0	3	1	0	7
TOTAL	613	245	78	1,122	326	6	2,390
Stranger							
<i>Stranger</i>	90	17	7	134	5	1	254
TOTAL	90	17	7	134	5	1	254
Unknown Relationship							
<i>Unknown Relationship</i>	62	18	5	85	30	2	202
TOTAL	62	18	5	85	30	2	202
TOTAL	1,112	496	146	2,015	850	14	4,633

Appendix E: Relationships

Table 11: Relationship by Age Group 2009

	< 5	6 - 10	11 - 15	16 - 20	21 - 30	31 - 40	41 - 50	> 50	Unk	Total
Known: Family/House Member/Dating										
<i>Spouse</i>	0	0	0	2	14	7	7	4	0	34
<i>Common-Law Spouse</i>	0	0	0	0	0	0	0	1	0	1
<i>Parent</i>	1	3	1	1	0	0	1	1	0	8
<i>Sibling</i>	30	62	46	6	1	0	0	1	1	147
<i>Child</i>	46	71	74	19	5	2	1	0	0	218
<i>Grandparent</i>	0	4	1	0	0	0	0	1	0	6
<i>Grandchild</i>	13	25	12	4	1	0	0	0	0	55
<i>In-Law</i>	1	1	6	1	2	2	3	1	0	17
<i>Stepparent</i>	0	0	0	0	0	1	0	0	0	1
<i>Stepchild</i>	2	25	50	11	1	1	0	1	0	91
<i>Stepsibling</i>	16	29	17	3	3	0	0	0	0	68
<i>Other Family</i>	95	113	87	26	8	1	3	2	0	335
<i>Other Domestic Violence Victim</i>	0	0	2	0	2	0	1	0	0	5
<i>Co-Habitant</i>	0	0	2	3	10	8	7	0	0	30
<i>Roommate</i>	0	2	7	8	9	4	1	2	0	33
<i>Boyfriend/Girlfriend</i>	0	0	449	113	36	12	5	5	0	620
<i>Homosexual Relationship</i>	0	0	0	0	0	0	0	1	0	1
<i>Ex-Spouse</i>	0	0	0	0	4	1	3	0	0	8
<i>Ex-Boyfriend/Girlfriend</i>	1	0	17	27	43	11	5	3	0	107
<i>Multiple Family</i>	0	1	1	0	0	0	0	0	0	2
TOTAL	205	336	772	224	139	50	37	23	1	1,787
Known: Outside Family										
<i>Acquaintance</i>	49	99	546	272	164	45	43	23	2	1,243
<i>Friend</i>	19	34	237	105	44	15	13	1	0	468
<i>Neighbor</i>	14	23	14	9	11	3	3	4	0	81
<i>Babysittee (baby or child)</i>	26	19	7	0	0	0	0	0	0	52
<i>Babysitter</i>	1	3	7	4	0	0	0	0	0	15
<i>Child of Boyfriend/Girlfriend</i>	28	32	39	8	0	1	0	0	0	108
<i>Professional Care Provider</i>	0	0	0	1	6	1	3	2	0	13
<i>Professional Care Receiver</i>	3	1	1	2	5	7	9	6	0	34
<i>Employee</i>	0	0	4	9	2	7	2	0	0	0
<i>Employer</i>	0	0	0	0	1	0	0	0	0	1
<i>Other Business Relationship</i>	1	0	4	4	13	9	4	1	0	36
<i>Otherwise Known</i>	25	36	115	63	34	21	12	2	0	308
<i>Multiple Acquaintance</i>	1	2	1	1	1	1	0	0	0	7
TOTAL	167	249	975	478	281	110	89	39	2	2,390
Stranger										
<i>Stranger</i>	5	6	48	56	78	33	19	8	1	254
TOTAL	5	6	48	56	78	33	19	8	1	254
Unknown Relationship										
<i>Unknown Relationship</i>	16	11	52	47	44	13	11	6	2	202
TOTAL	16	11	52	47	44	13	11	6	2	202
TOTAL	393	602	1,847	805	542	206	156	76	6	4,609

Appendix E: Relationships

Table 12: Relationship by Injury, 2009

	Broken Bones	Internal Injury	Severe Laceration	Unconsc- iousness	Other Major	Minor Injuries	None	Total
Known: Family/House Member/Dating								
<i>Spouse</i>	1	1	0	0	1	8	23	34
<i>Common-Law Spouse</i>	0	0	0	0	0	1	0	1
<i>Parent</i>	0	0	0	0	0	1	7	8
<i>Sibling</i>	0	0	0	0	1	1	145	147
<i>Child</i>	0	1	0	0	3	12	202	218
<i>Grandparent</i>	0	0	0	0	0	0	6	6
<i>Grandchild</i>	0	0	0	0	0	1	54	55
<i>In-Law</i>	0	0	0	0	0	1	16	17
<i>Stepparent</i>	0	0	0	0	0	0	1	1
<i>Stepchild</i>	0	0	0	0	0	4	87	91
<i>Stepsibling</i>	0	0	0	0	0	1	67	68
<i>Other Family</i>	0	1	0	0	0	15	319	335
<i>Other Domestic Violence Victim</i>	0	0	0	0	0	1	4	5
<i>Co-Habitant</i>	0	1	0	0	0	9	20	30
<i>Roommate</i>	0	0	0	0	0	2	31	33
<i>Boyfriend/Girlfriend</i>	1	2	1	1	1	23	591	620
<i>Homosexual Relationship</i>	0	0	0	0	0	1	0	1
<i>Ex-Spouse</i>	0	0	0	0	0	0	8	8
<i>Ex-Boyfriend/Girlfriend</i>	0	2	0	0	0	18	87	107
<i>Multiple Family</i>	0	0	0	0	0	0	2	2
TOTAL	2	8	1	1	6	99	1,670	1,787
Known: Outside Family								
<i>Acquaintance</i>	2	4	6	3	4	68	1,155	1,242
<i>Friend</i>	1	0	1	0	0	20	446	468
<i>Neighbor</i>	0	0	0	1	0	0	80	81
<i>Babysittee (baby or child)</i>	0	1	0	0	0	1	50	52
<i>Babysitter</i>	0	0	0	0	0	0	15	15
<i>Child of Boyfriend/Girlfriend</i>	0	1	0	0	0	2	105	108
<i>Professional Care Provider</i>	0	0	0	0	0	0	13	13
<i>Professional Care Receiver</i>	0	1	1	0	0	0	32	34
<i>Employee</i>	0	0	0	0	0	3	21	0
<i>Employer</i>	0	0	0	0	0	0	1	1
<i>Other Business Relationship</i>	0	0	0	0	0	0	36	36
<i>Otherwise Known</i>	2	0	0	1	0	18	287	308
<i>Multiple Acquaintance</i>	0	0	0	0	0	3	4	7
TOTAL	5	7	8	5	4	115	2,245	2,389
Stranger								
<i>Stranger</i>	1	2	0	0	3	33	215	254
TOTAL	1	2	0	0	3	33	215	254
Unknown Relationship								
<i>Unknown Relationship</i>	0	2	0	1	0	24	175	202
TOTAL	0	2	0	1	0	24	175	202
TOTAL	8	19	9	7	13	271	4,305	4,608

Appendix F: Offenders

Table 13: Offender Age Group by Offense, 2009

Age Group	Forcible Rape	Forcible Sodomy/ Oral Sex	Sexual Assault W/Object	Forcible Fondling	Statutory Rape	Ejac/Excr Upon Victim	Total
1 to 10	5	31	5	84	0	0	125
11 to 15	106	133	31	459	292	1	1,022
16 to 20	281	99	38	353	502	5	1,278
21 to 30	339	99	41	375	110	1	965
31 to 40	207	55	23	310	24	1	620
41 to 50	106	44	15	220	11	2	398
Over 50	47	31	10	201	2	3	294
Unknown	122	37	5	97	18	1	280
Total	1,213	529	168	2,099	959	14	4,982

Table 14: Offender Sex by Offense, 2009

Sex	Forcible Rape	Forcible Sodomy/ Oral Sex	Sexual Assault W/Object	Forcible Fondling	Statutory Rape	Ejac/Excr Upon Victim	Total
Male	1,188	498	155	1,949	766	13	4,569
Female	21	26	13	127	192	0	379
Unknown	4	5	0	23	1	1	34
Total	1,213	529	168	2,099	959	14	4,982

Table 15: Offender Race by Offense, 2009

Race	Forcible Rape	Forcible Sodomy/ Oral Sex	Sexual Assault W/Object	Forcible Fondling	Statutory Rape	Ejac/Excr Upon Victim	Total
White	762	346	110	1,539	772	11	3,540
Black	346	152	53	426	127	0	1,104
Am Indian/AK Native	19	2	0	33	18	2	74
As/Pac Islander	17	4	5	27	10	0	63
Unknown	69	25	0	74	32	1	201
Total	1,213	529	168	2,099	959	14	4,982

Appendix F: Offenders

Table 16: Victim Sex by Offender Sex, 2009

Victim	Offender			
	Male	Female	Unknown	Total
Male	603	248	7	858
Female	3,966	131	27	4,124
Total	4,569	379	34	4,982

Table 17: Victim Race by Offender Race, 2009

Victim	Offender					
	White	Black	Am Indian/ AK Native	As/Pac Islander	Unknown	Total
White	3,363	417	34	23	164	4,001
Black	114	670	3	2	22	811
Am Indian/AK Native	29	7	35	0	3	74
As/Pac Islander	17	4	1	37	2	61
Unknown	17	6	1	1	10	35
Total	3,540	1,104	74	63	201	4,982

Appendix G: Sexual Assaults in Wisconsin, 2009

	Forcible Rape	Forcible Sodomy	Assault W/ Object	Forcible Fondling	Statutory Rape	Ejac/Excrete Upon Victim	Total
ADAMS COUNTY							
Adams Co SO	3	0	1	6	1	0	11
Adams PD	0	0	0	1	0	0	1
Rome Town PD	0	0	0	0	0	0	0
County Total	3	0	1	7	1	0	12
ASHLAND COUNTY							
Ashland Co SO	0	0	0	2	3	0	5
Ashland PD	4	1	0	13	4	0	22
County Total	4	1	0	15	7	0	27
BARRON COUNTY							
Barron Co SO	0	0	0	0	0	0	0
Rice Lake PD	1	0	0	9	7	0	17
Barron PD	4	0	0	4	3	0	11
Chetek PD	0	0	0	0	1	1	2
Cumberland PD	0	0	0	0	0	0	0
County Total	5	0	0	13	11	1	30
BAYFIELD COUNTY							
Bayfield Co SO	0	0	0	5	0	0	5
Washburn PD	1	0	0	0	0	0	1
Bayfield PD	0	0	0	0	0	0	0
County Total	1	0	0	5	0	0	6
BROWN COUNTY							
Brown Co SO	16	2	0	35	2	0	55
De Pere PD	5	6	0	13	3	1	28
Green Bay PD	66	23	12	66	28	0	195
Pulaski PD	3	0	0	0	0	0	3
Denmark PD	0	0	0	0	0	0	0
UW-Green Bay PD	0	0	0	0	0	0	0
Ashwaubenon PD	9	1	0	15	8	0	33
Hobart-Lawrence PD	0	0	0	0	0	0	0
County Total	99	32	12	129	41	1	314
BUFFALO COUNTY							
Buffalo Co SO	0	0	0	0	0	0	0
Fountain City	0	0	0	0	0	0	0
Mondovi PD	0	0	0	0	0	0	0
County Total	0	0	0	0	0	0	0

Appendix G: Sexual Assaults in Wisconsin, 2009

	Forcible Rape	Forcible Sodomy	Assault W/ Object	Forcible Fondling	Statutory Rape	Ejac/Excrete Upon Victim	Total
BURNETT COUNTY							
Burnett Co SO	5	0	0	4	0	0	9
Grantsburg PD	0	0	0	0	0	0	0
Siren PD	0	0	0	0	0	0	0
County Total	5	0	0	4	0	0	9
CALUMET COUNTY							
Calumet Co SO	0	0	0	8	3	0	11
Chilton PD	1	0	0	5	1	0	7
New Holstein PD	0	0	0	1	2	0	3
Brillion PD	0	0	0	0	0	0	0
County Total	1	0	0	14	6	0	21
CHIPPEWA COUNTY							
Chippewa Co SO	5	2	0	6	2	0	15
Chippewa Falls PD	0	1	0	10	4	2	17
Bloomer PD	1	0	0	0	1	0	2
Cornell PD	0	0	0	1	1	0	2
Stanley PD	0	1	0	0	3	0	4
Lake Hallie PD	0	0	0	5	6	0	11
County Total	6	4	0	22	17	2	51
CLARK COUNTY							
Clark Co SO	1	2	0	30	2	0	35
Neillsville PD	0	0	0	0	0	0	0
Colby-Abbotsford PD	0	0	0	0	0	0	0
County Total	1	2	0	30	2	0	35
COLUMBIA COUNTY							
Columbia Co SO	6	3	0	34	4	0	47
Portage PD	10	0	0	1	0	0	11
Wisconsin Dells PD	2	1	0	8	1	0	12
Columbus PD	0	0	0	0	0	0	0
Fall River PD	0	0	0	0	0	0	0
Poynette PD	0	0	0	0	4	0	4
Lodi PD	1	0	0	0	0	0	1
County Total	19	4	0	43	9	0	75
CRAWFORD COUNTY							
Crawford Co SO	3	0	0	0	0	0	3
Prairie du Chien PD	0	0	0	0	0	0	0
County Total	3	0	0	0	0	0	3

Appendix G: Sexual Assaults in Wisconsin, 2009

	Forcible Rape	Forcible Sodomy	Assault W/ Object	Forcible Fondling	Statutory Rape	Ejac/Excrete Upon Victim	Total
DANE COUNTY							
Dane Co SO	6	0	0	20	8	0	34
Madison PD	28	17	3	106	8	0	162
Middleton PD	2	1	0	4	3	0	10
Monona PD	2	0	0	0	0	0	2
Mount Horeb PD	0	0	0	0	0	0	0
Stoughton PD	0	0	0	3	3	0	6
Sun Prairie PD	2	1	0	7	1	0	11
UW-Madison	2	0	0	0	1	0	3
Madison Town PD	11	1	1	2	0	0	15
Cross Plains PD	0	0	0	0	0	0	0
Dane PD	0	0	0	0	0	0	0
Marshall PD	0	0	0	3	0	0	3
Cottage Grove PD	0	0	0	0	0	0	0
DeForest PD	2	0	0	5	5	0	12
Belleville PD	1	0	0	2	0	0	3
Fitchburg PD	2	0	1	0	2	0	5
Maple Bluff PD	0	0	0	0	0	0	0
Mc Farland PD	0	0	0	0	0	0	0
Oregon PD	2	1	0	0	0	0	3
Shorewood Hills PD	0	0	0	0	0	0	0
Verona PD	3	3	0	2	1	0	9
Waunakee PD	1	2	0	4	2	0	9
Wis Capitol Police	0	0	0	0	0	0	0
County Total	64	26	5	158	34	0	287
DODGE COUNTY							
Dodge Co SO	5	3	1	10	5	0	24
Beaver Dam PD	0	3	0	4	0	0	7
Fox Lake PD	0	0	0	0	0	0	0
Horicon PD	1	0	0	0	0	0	1
Juneau PD	0	0	0	0	0	0	0
Mayville PD	1	0	0	0	0	0	1
Waupun PD	5	0	0	8	8	0	21
Lomira PD	2	0	0	0	0	0	2
Iron Ridge PD	0	0	0	0	0	0	0
Theresa PD	2	1	0	0	0	0	3
County Total	16	7	1	22	13	0	59

Appendix G: Sexual Assaults in Wisconsin, 2009

	Forcible Rape	Forcible Sodomy	Assault W/ Object	Forcible Fondling	Statutory Rape	Ejac/Excrete Upon Victim	Total
DOOR COUNTY							
Door Co SO	0	0	0	0	1	0	1
Sturgeon Bay PD	0	0	0	0	0	0	0
County Total	0	0	0	0	1	0	1
DOUGLAS COUNTY							
Douglas Co SO	5	0	0	6	2	0	13
Superior PD	7	5	1	28	4	0	45
UW-Superior	0	0	0	0	0	0	0
County Total	12	5	1	34	6	0	58
DUNN COUNTY							
Dunn Co SO	3	0	0	3	2	0	8
Menomonie PD	0	0	0	0	0	0	0
Elk Mound PD	0	0	0	0	0	0	0
UW-Stout	0	0	0	0	0	0	0
County Total	3	0	0	3	2	0	8
EAU CLAIRE COUNTY							
Eau Claire Co SO	3	3	0	6	6	0	18
Eau Claire PD	28	15	0	43	15	0	101
Altoona PD	2	1	0	1	0	0	4
Fall Creek PD	0	0	0	1	0	0	1
UW-Eau Claire	0	0	0	0	0	0	0
County Total	33	19	0	51	21	0	124
FLORENCE COUNTY							
Florence Co SO	0	0	0	3	0	0	3
County Total	0	0	0	3	0	0	3
FOND DU LAC COUNTY							
Fond du Lac Co SO	4	3	0	15	6	0	28
Fond du Lac PD	22	0	1	36	30	0	89
Ripon PD	0	0	3	9	2	0	14
Campbellsport PD	0	0	0	0	0	0	0
North Fond du Lac PD	1	0	0	6	5	0	12
Rosendale PD	0	0	0	0	0	0	0
County Total	27	3	4	66	43	0	143
FOREST COUNTY							
Forest Co SO	0	0	0	0	0	0	0
Crandon PD	1	0	0	1	0	0	2
County Total	1	0	0	1	0	0	2

Appendix G: Sexual Assaults in Wisconsin, 2009

	Forcible Rape	Forcible Sodomy	Assault W/ Object	Forcible Fondling	Statutory Rape	Ejac/Excrete Upon Victim	Total
GRANT COUNTY							
Grant Co SO	1	1	2	5	3	0	12
Boscobel PD	0	0	0	0	0	0	0
Fennimore PD	0	0	0	0	0	0	0
Lancaster PD	0	0	0	0	0	0	0
Platteville PD	3	2	0	0	0	0	5
Cuba City PD	0	0	0	0	0	0	0
Hazel Green PD	0	0	0	0	0	0	0
UW-Platteville	1	0	0	1	0	0	2
County Total	5	3	2	6	3	0	19
GREEN COUNTY							
Green Co SO	5	1	0	2	0	0	8
Monroe PD	1	1	0	6	2	0	10
Brodhead PD	0	0	0	0	0	0	0
Albany PD	0	0	0	0	0	0	0
New Glarus PD	0	0	0	0	0	0	0
County Total	6	2	0	8	2	0	18
GREEN LAKE COUNTY							
Green Lake Co SO	0	5	0	6	4	0	15
Berlin PD	0	0	0	2	0	0	2
Markesan PD	0	0	0	0	0	0	0
Princeton PD	0	0	0	0	0	0	0
Green Lake PD	0	0	0	0	0	0	0
County Total	0	5	0	8	4	0	17
IOWA COUNTY							
Iowa Co SO	2	0	0	0	0	0	2
Dodgeville PD	0	0	0	2	0	0	2
Mineral Pt PD	2	0	0	2	0	0	4
Highland PD	0	0	0	0	0	0	0
Avoca PD	0	0	0	0	0	0	0
County Total	4	0	0	4	0	0	8
IRON COUNTY							
Iron Co SO	0	0	0	0	0	0	0
Hurley PD	0	0	0	0	0	0	0
County Total	0	0	0	0	0	0	0
JACKSON COUNTY							
Jackson Co SO	3	1	0	5	0	0	9
Black River Falls PD	0	0	0	2	0	0	2
County Total	3	1	0	7	0	0	11

Appendix G: Sexual Assaults in Wisconsin, 2009

	Forcible Rape	Forcible Sodomy	Assault W/ Object	Forcible Fondling	Statutory Rape	Ejac/Excrete Upon Victim	Total
JEFFERSON COUNTY							
Jefferson Co SO	7	2	0	10	8	0	27
Fort Atkinson PD	0	3	0	7	1	0	11
Jefferson PD	5	0	0	11	3	0	19
Watertown PD	7	8	0	8	17	0	40
Lake Mills PD	0	1	0	3	0	0	4
Palmyra PD	0	0	0	0	0	0	0
Waterloo PD	1	2	0	1	1	0	5
County Total	20	16	0	40	30	0	106
JUNEAU COUNTY							
Juneau Co SO	2	0	0	0	0	0	2
Elroy PD	0	0	0	0	0	0	0
Mauston PD	2	0	1	1	2	0	6
New Lisbon PD	0	0	0	0	0	0	0
County Total	4	0	1	1	2	0	8
KENOSHA COUNTY							
Kenosha Co SO	5	4	6	10	3	0	28
Kenosha PD	37	11	12	42	19	0	121
Twin Lakes PD	1	0	0	5	1	0	7
UW-Parkside	0	0	0	0	0	0	0
Silver Lake PD	1	1	0	1	0	0	3
Pleasant Prairie PD	1	0	0	0	0	0	1
County Total	45	16	18	58	23	0	160
KEWAUNEE COUNTY							
Kewaunee Co SO	2	0	1	3	11	0	17
Algoma PD	3	0	0	2	2	0	7
Kewaunee PD	0	0	0	3	0	0	3
Luxemburg PD	0	1	0	1	0	0	2
County Total	5	1	1	9	13	0	29
LA CROSSE COUNTY							
La Crosse Co SO	2	0	0	7	1	0	10
La Crosse PD	24	3	0	38	8	0	73
Onalaska PD	1	1	0	7	0	0	9
West Salem PD	1	0	0	0	0	0	1
Bangor PD	0	0	0	1	0	0	1
Campbell PD	2	0	0	1	0	0	3
Holmen PD	1	0	0	5	3	0	9
UW-La Crosse	1	0	0	0	0	0	1
County Total	32	4	0	59	12	0	107

Appendix G: Sexual Assaults in Wisconsin, 2009

	Forcible Rape	Forcible Sodomy	Assault W/ Object	Forcible Fondling	Statutory Rape	Ejac/Excrete Upon Victim	Total
LAFAYETTE COUNTY							
Lafayette Co SO	1	0	0	3	3	0	7
Darlington PD	2	0	0	2	0	0	4
County Total	3	0	0	5	3	0	11
LANGLADE COUNTY							
Langlade Co SO	1	1	0	3	2	0	7
Antigo PD	0	0	0	0	0	0	0
County Total	1	1	0	3	2	0	7
LINCOLN COUNTY							
Lincoln Co SO	0	1	0	5	1	0	7
Merrill PD	2	5	1	8	17	0	33
Tomahawk PD	2	0	0	0	1	0	3
County Total	4	6	1	13	19	0	43
MANITOWOC COUNTY							
Manitowoc Co SO	5	1	0	11	1	0	18
Manitowoc PD	1	2	1	16	0	0	20
Two Rivers PD	11	0	0	10	3	0	24
Valders PD	0	0	0	0	0	0	0
Kiel PD	0	0	0	2	0	0	2
Cleveland PD	0	0	0	0	0	0	0
Mishicot PD	0	0	0	0	0	0	0
County Total	17	3	1	39	4	0	64
MARATHON COUNTY							
Marathon Co SO	13	6	0	18	9	1	47
Rothschild PD	0	1	1	2	0	0	4
Wausau PD	18	10	3	23	11	1	66
Athens Pd	0	0	0	0	0	0	0
Edgar PD	0	0	0	0	0	0	0
Marathon City PD	0	0	0	0	0	0	0
Spencer PD	0	0	0	0	0	0	0
Mosinee PD	0	0	0	0	0	0	0
Everest Metro PD	5	1	0	12	3	0	21
Kronenwetter PD	3	0	0	1	0	0	4
County Total	39	18	4	56	23	2	142

Appendix G: Sexual Assaults in Wisconsin, 2009

	Forcible Rape	Forcible Sodomy	Assault W/ Object	Forcible Fondling	Statutory Rape	Ejac/Excrete Upon Victim	Total
MARINETTE COUNTY							
Marinette Co SO	2	0	0	3	1	0	6
Marinette PD	1	0	0	0	0	0	1
Niagara PD	0	0	0	1	1	0	2
Peshtigo PD	0	0	0	0	0	0	0
County Total	3	0	0	4	2	0	9
MARQUETTE COUNTY							
Marquette Co SO	2	1	0	2	0	0	5
Montello PD	1	0	0	1	0	0	2
Westfield PD	1	0	0	0	0	0	1
Neshkoro PD	0	0	0	0	0	0	0
Oxford PD	0	0	0	0	0	0	0
County Total	4	1	0	3	0	0	8
MENOMINEE COUNTY							
Menominee Co SO	0	0	0	0	0	0	0
Menominee Tribal PD	2	2	0	1	0	0	5
County Total	2	2	0	1	0	0	5
MILWAUKEE COUNTY							
Milwaukee Co SO	1	0	0	3	0	0	4
Bayside PD	0	0	0	0	0	0	0
Brown Deer PD	1	0	0	1	0	0	2
Cudahy PD	3	5	0	16	4	0	28
Fox Point PD	1	1	0	0	0	0	2
Franklin PD	8	2	0	10	1	0	21
Glendale PD	2	0	0	0	0	0	2
Greendale PD	0	4	1	6	3	0	14
Greenfield PD	3	11	0	7	3	0	24
Hales Corners PD	0	0	0	0	0	0	0
Oak Creek PD	6	3	1	7	6	0	23
River Hills PD	0	0	0	0	0	0	0
Saint Francis PD	1	0	0	3	1	0	5
Shorewood PD	3	2	0	3	0	0	8
South Milwaukee PD	5	0	0	13	7	0	25
Wauwatosa PD	2	1	0	0	0	0	3
West Allis PD	6	3	1	18	3	1	32
West Milwaukee PD	2	0	0	4	0	0	6
Whitefish Bay PD	0	0	0	0	0	0	0
UW-Milwaukee	4	1	0	0	0	0	5
Milwaukee PD	205	133	49	262	93	0	742
County Total	253	166	52	353	121	1	946

Appendix G: Sexual Assaults in Wisconsin, 2009

	Forcible Rape	Forcible Sodomy	Assault W/ Object	Forcible Fondling	Statutory Rape	Ejac/Excrete Upon Victim	Total
MONROE COUNTY							
Monroe Co SO	0	0	0	0	0	0	0
Cashton PD	0	0	0	0	0	0	0
Sparta PD	1	1	0	0	0	0	2
Tomah PD	6	0	0	0	1	0	7
Kendall PD	0	0	0	0	0	0	0
County Total	7	1	0	0	1	0	9
OCONTO COUNTY							
Oconto Co SO	0	0	0	0	0	0	0
Oconto PD	0	0	0	3	2	0	5
Oconto Falls PD	0	1	0	3	0	0	4
County Total	0	1	0	6	2	0	9
ONEIDA COUNTY							
Oneida Co SO	2	1	1	5	5	0	14
Minocqua PD	0	0	0	2	0	0	2
Rhineland PD	1	2	3	9	2	0	17
Woodruff PD	0	0	0	0	0	0	0
Three Lakes PD	1	0	1	1	1	0	4
County Total	4	3	5	17	8	0	37
OUTAGAMIE COUNTY							
Outagamie Co SO	8	0	0	25	31	0	64
Appleton PD	21	6	6	33	53	0	119
Kaukauna PD	5	2	0	2	3	0	12
Fox Valley Metro PD	2	0	0	2	0	0	4
Seymour	1	0	0	0	0	0	1
Shiocton PD	0	0	0	0	0	0	0
Combined Locks PD	0	0	0	0	0	0	0
Hortonville PD	0	0	0	0	0	0	0
Grand Chute PD	2	1	0	5	4	0	12
Oneida Tribal PD	1	0	0	1	0	0	2
Freedom Pd	0	0	0	1	0	0	1
County Total	40	9	6	69	91	0	215

Appendix G: Sexual Assaults in Wisconsin, 2009

	Forcible Rape	Forcible Sodomy	Assault W/ Object	Forcible Fondling	Statutory Rape	Ejac/Excrete Upon Victim	Total
OZAUKEE COUNTY							
Ozaukee Co SO	0	0	0	0	1	0	1
Mequon PD	1	0	0	1	0	0	2
Port Washington PD	2	0	0	2	3	0	7
Cedarburg PD	0	0	0	0	0	0	0
Grafton PD	2	0	0	0	1	0	3
Thiensville PD	0	0	0	0	0	0	0
Saukville PD	2	0	0	0	0	0	2
County Total	7	0	0	3	5	0	15
PEPIN COUNTY							
Pepin Co SO	2	0	0	2	1	0	5
Durand PD	0	0	0	0	0	0	0
Pepin PD	1	0	0	0	0	0	1
County Total	3	0	0	2	1	0	6
PIERCE COUNTY							
Pierce Co SO	0	0	0	0	0	0	0
River Falls PD	5	0	0	10	5	0	20
Ellsworth PD	1	0	0	1	13	0	15
Prescott PD	1	0	0	0	0	0	1
County Total	7	0	0	11	18	0	36
POLK COUNTY							
Polk Co SO	14	1	0	10	0	0	25
Amery PD	0	0	0	1	0	0	1
Saint Croix Falls PD	0	0	0	0	0	0	0
Frederic PD	0	0	0	0	0	0	0
Osceola PD	0	0	0	0	0	0	0
County Total	14	1	0	11	0	0	26
PORTAGE COUNTY							
Portage Co SO	2	0	0	4	0	0	6
Stevens Point PD	4	1	0	7	2	0	14
Plover PD	0	0	0	2	0	0	2
UW-Stevens Point	0	0	0	0	0	0	0
County Total	6	1	0	13	2	0	22
PRICE COUNTY							
Price Co SO	3	0	0	0	0	0	3
Park Falls PD	0	0	0	0	0	0	0
Phillips PD	0	0	0	0	0	0	0
County Total	3	0	0	0	0	0	3

Appendix G: Sexual Assaults in Wisconsin, 2009

	Forcible Rape	Forcible Sodomy	Assault W/ Object	Forcible Fondling	Statutory Rape	Ejac/Excrete Upon Victim	Total
RACINE COUNTY							
Racine Co SO	1	0	0	14	0	0	15
Burlington PD	1	0	0	4	5	0	10
Racine PD	35	12	1	30	8	0	86
Caledonia PD	0	0	0	0	0	0	0
Burlington Town PD	0	0	0	2	0	0	2
Mount Pleasant PD	4	1	0	0	2	0	7
Sturtevant PD	0	0	0	0	0	0	0
County Total	41	13	1	50	15	0	120
RICHLAND COUNTY							
Richland Co SO	0	0	0	0	0	0	0
Richland Center PD	4	2	2	3	0	0	11
County Total	4	2	2	3	0	0	11
ROCK COUNTY							
Rock Co SO	8	2	0	19	7	0	36
Beloit PD	13	3	0	19	6	0	41
Janesville PD	18	19	10	52	12	0	111
Edgerton PD	0	0	0	0	0	0	0
Evansville PD	0	0	0	0	0	0	0
Clinton PD	0	0	0	0	0	0	0
Milton PD	0	0	0	0	0	0	0
Beloit Town PD	1	1	1	4	0	0	7
County Total	40	25	11	94	25	0	195
RUSK COUNTY							
Rusk Co SO	1	0	0	0	0	0	1
Ladysmith PD	0	1	0	0	4	0	5
County Total	1	1	0	0	4	0	6
SAINT CROIX COUNTY							
Saint Croix Co SO	7	3	1	11	4	0	26
Hudson PD	3	0	0	2	0	1	6
New Richmond PD	0	0	0	0	1	0	1
North Hudson PD	0	0	0	0	0	0	0
Somerset PD	0	0	0	0	0	0	0
County Total	10	3	1	13	5	1	33

Appendix G: Sexual Assaults in Wisconsin, 2009

	Forcible Rape	Forcible Sodomy	Assault W/ Object	Forcible Fondling	Statutory Rape	Ejac/Excrete Upon Victim	Total
SAUK COUNTY							
Sauk Co SO	3	4	0	28	10	0	45
Reedsburg PD	3	0	0	6	0	0	9
Baraboo PD	0	0	1	0	0	0	1
Sauk-Prairie PD	1	0	0	0	0	0	1
Spring Green PD	0	0	0	0	0	0	0
Lake Delton PD	5	0	0	0	0	0	5
County Total	12	4	1	34	10	0	61
SAWYER COUNTY							
Sawyer Co SO	2	0	0	5	5	0	12
Hayward PD	1	1	0	0	0	0	2
County Total	3	1	0	5	5	0	14
SHAWANO COUNTY							
Shawano Co SO	1	2	0	8	6	0	17
Shawano PD	3	0	0	2	1	0	6
County Total	4	2	0	10	7	0	23
SHEBOYGAN COUNTY							
Sheboygan Co SO	6	5	0	19	5	0	35
Plymouth PD	2	0	0	5	0	0	7
Sheboygan PD	18	5	1	23	19	0	66
Sheboygan Falls PD	0	0	0	1	0	1	2
Elkhart Lake PD	0	0	0	0	0	0	0
Kohler PD	0	0	0	0	0	0	0
County Total	26	10	1	48	24	1	110
TAYLOR COUNTY							
Taylor Co SO	6	2	0	6	5	0	19
Medford PD	2	0	0	1	0	0	3
County Total	8	2	0	7	5	0	22
TREMPEALEAU COUNTY							
Trempealeau Co SO	8	0	0	8	1	0	17
Whitehall PD	0	0	0	0	0	0	0
Arcadia PD	0	0	0	0	0	0	0
Blair PD	0	0	0	0	0	0	0
Independence PD	0	0	0	0	0	0	0
Osseo PD	0	0	0	0	0	0	0
Strum PD	0	0	0	0	0	0	0
Eleva PD	0	0	0	0	0	0	0
Trempealeau PD	0	0	0	0	0	0	0
County Total	8	0	0	8	1	0	17

Appendix G: Sexual Assaults in Wisconsin, 2009


	Forcible Rape	Forcible Sodomy	Assault W/ Object	Forcible Fondling	Statutory Rape	Ejac/Excrete Upon Victim	Total
VERNON COUNTY							
Vernon Co SO	2	2	0	2	1	1	8
Viroqua PD	2	0	0	1	0	0	3
Hillsboro PD	0	0	0	0	0	0	0
Westby PD	0	0	0	4	0	0	4
Coon Valley PD	0	0	0	0	0	0	0
Readstown PD	0	0	0	0	0	0	0
County Total	4	2	0	7	1	1	15
VILAS COUNTY							
Vilas Co SO	5	0	0	13	9	0	27
Lac du Flambeau Tribal	2	0	0	3	1	2	8
Eagle River PD	0	0	0	0	0	0	0
County Total	7	0	0	16	10	2	35
WALWORTH COUNTY							
Walworth Co SO	3	0	0	7	6	0	16
Delavan PD	1	0	0	0	0	0	1
Elkhorn PD	4	1	0	5	2	0	12
Lake Geneva PD	0	1	0	14	1	0	16
Walworth PD	0	0	0	1	0	0	1
Whitewater PD	2	1	2	5	3	0	13
Bloomfield PD	1	0	0	0	0	0	1
Darien Village PD	0	0	0	0	0	0	0
East Troy Town PD	0	0	0	1	0	0	1
East Troy PD	3	0	0	0	0	0	3
Fontana PD	0	0	0	0	0	0	0
Geneva Town PD	0	0	0	0	0	0	0
Genoa City PD	0	0	0	0	0	0	0
Williams Bay PD	1	0	0	0	1	0	2
Delavan Town PD	2	0	0	4	0	0	6
UW-Whitewater	0	0	0	0	0	0	0
County Total	17	3	2	37	13	0	72
WASHBURN COUNTY							
Washburn Co SO	1	0	0	5	0	0	6
Spoooner PD	1	0	0	0	0	0	1
County Total	2	0	0	5	0	0	7

Appendix G: Sexual Assaults in Wisconsin, 2009

	Forcible Rape	Forcible Sodomy	Assault W/ Object	Forcible Fondling	Statutory Rape	Ejac/Excrete Upon Victim	Total
WASHINGTON COUNTY							
Washington Co SO	3	2	1	6	9	0	21
Germantown PD	4	1	0	3	0	0	8
Hartford PD	0	0	0	0	0	0	0
Kewaskum PD	0	1	0	1	0	0	2
West Bend PD	1	5	0	22	2	0	30
Slinger PD	1	0	0	0	0	0	1
Jackson PD	0	0	0	1	0	0	1
County Total	9	9	1	33	11	0	63
WAUKESHA COUNTY							
Waukesha Co SO	5	9	0	7	4	0	25
Brookfield PD	0	0	0	5	0	0	5
Elm Grove PD	0	0	0	0	0	0	0
Menomonee Falls PD	1	0	0	10	1	0	12
New Berlin PD	1	6	0	15	0	0	22
Waukesha PD	15	7	2	34	20	0	78
Muskego PD	3	0	1	15	6	0	25
Delafield PD	0	0	0	0	0	0	0
Oconomowoc PD	3	0	0	1	0	0	4
Butler PD	1	0	0	0	0	0	1
Chenequa PD	0	0	0	0	0	0	0
Hartland PD	0	3	0	0	1	0	4
Mukwonago PD	1	0	0	1	0	0	2
Pewaukee PD	0	0	0	1	0	0	1
Pewaukee City PD	0	0	0	0	1	0	1
Summit PD	0	2	0	0	0	0	2
Brookfield Town PD	0	0	0	0	0	0	0
Oconomowoc Town PD	1	0	0	0	1	0	2
Eagle PD	0	0	0	0	0	0	0
Village Big Bend PD	0	0	0	0	2	0	2
North Prairie	0	0	0	0	0	0	0
County Total	31	27	3	89	36	0	186
WAUPACA COUNTY							
Waupaca Co SO	10	4	0	10	11	1	36
Clintonville PD	0	0	0	0	3	0	3
New London PD	2	0	0	3	0	0	5
Waupaca PD	0	0	0	1	1	0	2
Marion PD	0	0	0	0	0	0	0
County Total	12	4	0	14	15	1	46

Appendix G: Sexual Assaults in Wisconsin, 2009

	Forcible Rape	Forcible Sodomy	Assault W/ Object	Forcible Fondling	Statutory Rape	Ejac/Excrete Upon Victim	Total
WAUSHARA COUNTY							
Waushara Co SO	0	1	0	9	1	0	11
Plainfield Pd	0	0	0	0	1	0	1
Wautoma PD	0	0	0	0	0	0	0
County Total	0	1	0	9	2	0	12
WINNEBAGO COUNTY							
Winnebago Co SO	2	0	0	4	3	0	9
Menasha PD	5	4	1	5	1	0	16
Neenah PD	3	2	1	6	9	0	21
Oshkosh PD	13	9	5	22	24	0	73
Winneconne PD	0	0	0	0	0	0	0
Menasha Town PD	1	0	0	7	3	0	11
Omro PD	0	0	0	0	0	0	0
UW-Oshkosh	1	0	0	3	0	0	4
County Total	25	15	7	47	40	0	134
WOOD COUNTY							
Wood Co SO	0	1	1	22	1	0	25
Marshfield PD	0	3	0	16	8	0	27
Wisconsin Rapids PD	4	4	0	18	6	1	33
Grand Rapids PD	0	0	0	1	1	0	2
County Total	4	8	1	57	16	1	87
STATE							
Wis State Patrol	0	0	0	0	0	0	0
DNR-Law Enf Bureau	0	0	0	0	0	0	0
County Total	0	0	0	0	0	0	0
STATEWIDE	1,112	496	146	2,015	850	14	4,633



This is a publication of the
Wisconsin Office of Justice Assistance

1 S. Pinckney Street, Suite 615
Madison, WI 53703

Phone: (608) 266-3323

Fax: (608) 266-6676

On the web at www.oja.wi.gov

May 2010

The logo for the Office of Justice Assistance (OJA) features a stylized black and white map of Wisconsin inside a circle, which is part of the letter 'O'. The letters 'JA' are in a large, bold, serif font. Below the logo, the words "OFFICE OF JUSTICE ASSISTANCE" are written in a smaller, all-caps, serif font, separated by a horizontal line.
OFFICE OF JUSTICE ASSISTANCE